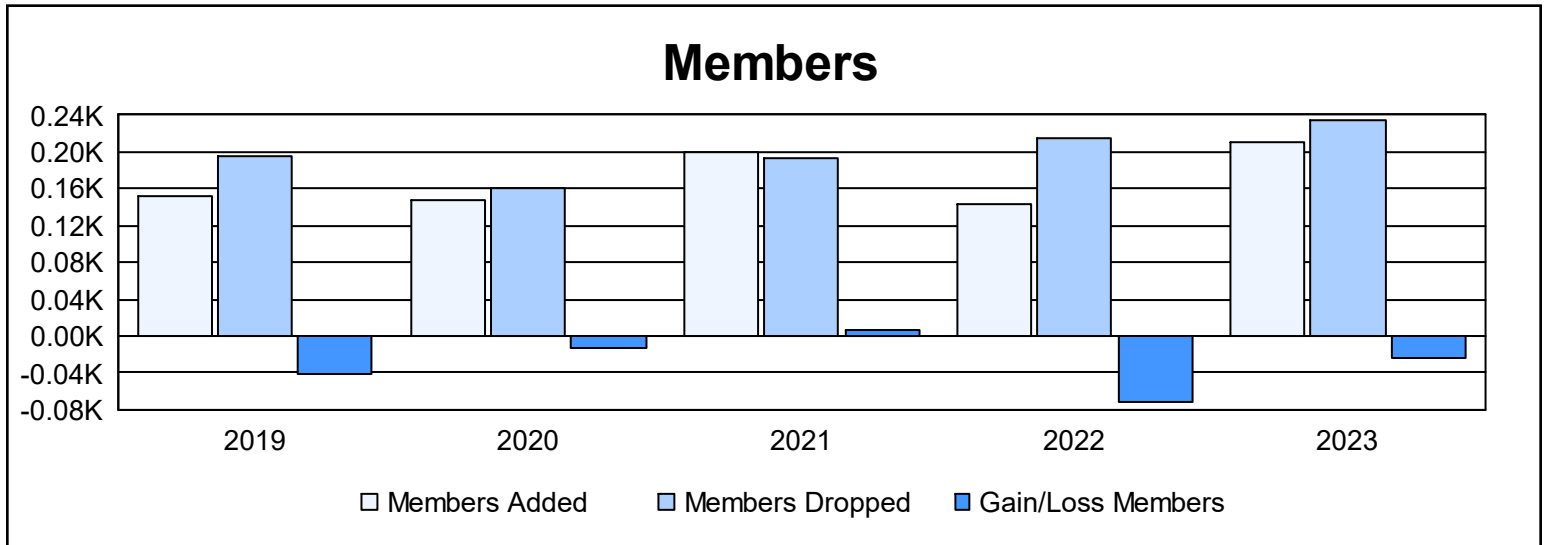
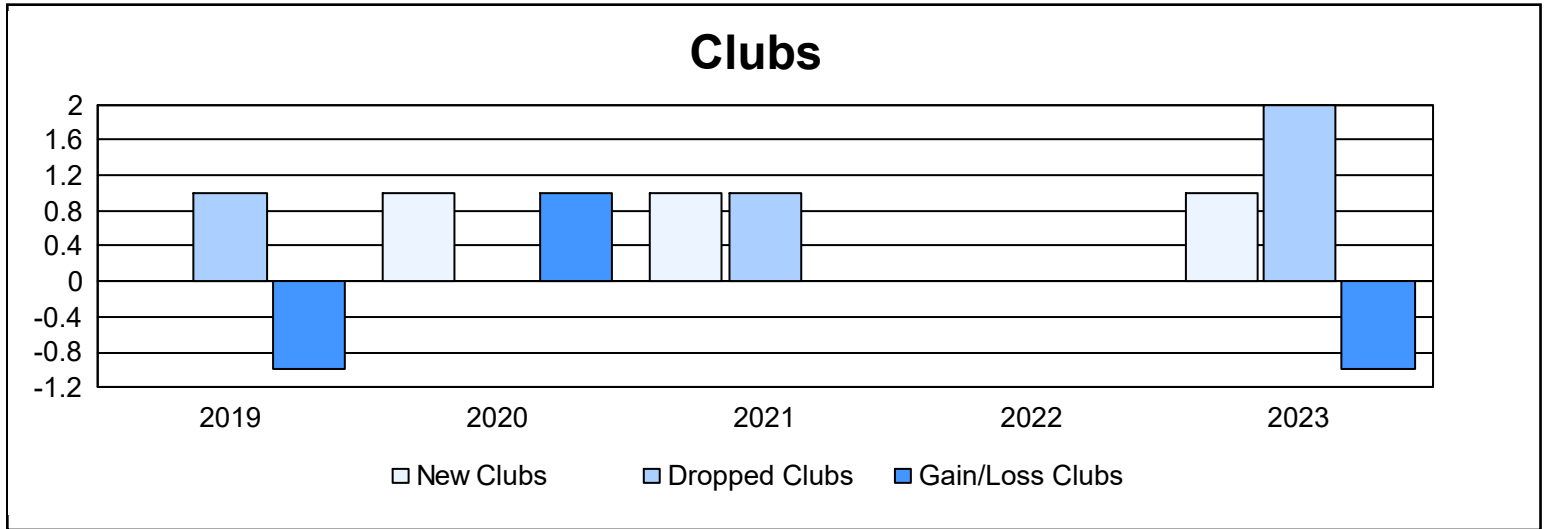
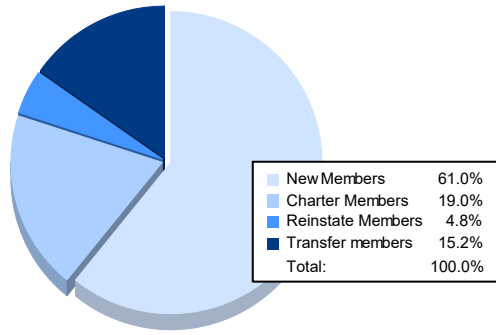


| Year | New Clubs | Dropped Clubs | Gain/ Loss Clubs | New Members | Charter Members | Reinstate Members | Transfer Members | Total Member Added | Total Members Dropped | Gain/ Loss Members |
|----------------|-----------|---------------|------------------|-------------|-----------------|-------------------|------------------|--------------------|-----------------------|--------------------|
| 2018-2019 | 0 | 1 | -1 | 124 | 2 | 8 | 19 | 153 | 195 | -42 |
| 2019-2020 | 1 | 0 | 1 | 105 | 26 | 4 | 12 | 147 | 161 | -14 |
| 2020-2021 | 1 | 1 | 0 | 143 | 29 | 6 | 22 | 200 | 193 | 7 |
| 2021-2022 | 0 | 0 | 0 | 120 | 3 | 7 | 13 | 143 | 214 | -71 |
| 2022-2023 | 1 | 2 | -1 | 128 | 40 | 10 | 32 | 210 | 235 | -25 |
| Average | 1 | 1 | 0 | 124 | 20 | 7 | 20 | 171 | 200 | -29 |



Membership Composition June 2023 Cumulative



Gender Composition June 2023 Cumulative

